

Rail Contact Clamp with cable

Complete selection for all rail sizes



Type D



Part no.	Area (mm ²)	Length (mm)	Foot width (mm)	Fits ~rail size	Color
7135	25	1560	100-125	35 kg	Yellow
7082	25	1560	120-140	50 kg	Red
708686	25	1560	125-150	50-60 kg	Yellow
7086	25	1560	139,5-150	UIC 60	Yellow
7230	25	3000	125-150	50-60 kg	Yellow
7240	50	1000	125-150	50-60 kg	Yellow
7242	50	1200	125-150	50-60 kg	Yellow
7241	50	1400	125-150	50-60 kg	Yellow
7246	50	1600	125-150	50-60 kg	Yellow
7245	50	1700	125-150	50-60 kg	Yellow
7265*	50	1650	-	Bullhead	TCOD/Red
7239*	50	1650	125-150	50-60 kg	TCOD/Yellow
7238	50	1930	125-150	50-60 kg	TCOD/Yellow
70752	50	20 000	125-150	50-60 kg	Yellow
7257	95	1000	125-150	50-60 kg	Yellow
7260	95	1600	125-150	50-60 kg	Yellow

Other lengths available upon request.

* UK Network Rail Approved!

TCOD Delivered with locking bolt and extra insulation as standard.

Locking key (SAFE 7012) not included.



Bag
SAFE 7008



Locking Key
SAFE 7012



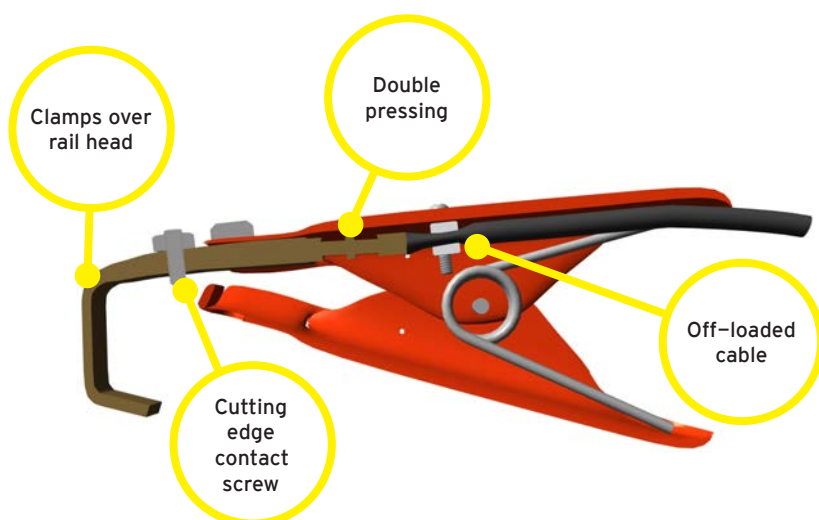
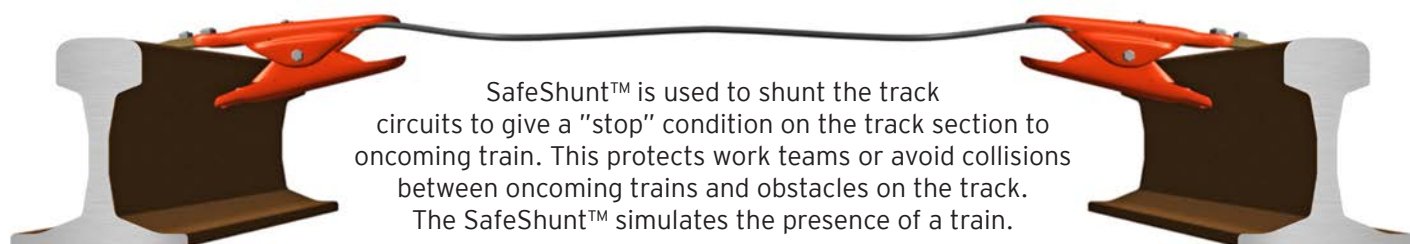
Locking Bolt
SAFE 7016



Safetrack Baavhammar AB
Möllebergavägen 339-24
245 93 Staffanstorp, Sweden

Tel: +46 (0)40 44 53 00
email: sales@safetrack.se
web: www.safetrack.se

SafeShunt™ / Track Circuit Shunt



Technical specification

Cable lug:	Hot pressed brass
Contact screw:	Stainless steel
Cable:	Multi wire 10mm ² copper PVC insulation, red cable as optional
Tong handles:	Orange painted sheet steel
Test	
Voltage:	24 VDC
Voltage drop:	0,032 V
Current:	10 A
Resistance:	0,0031 Ohm

- Will not release by a foot trip, thanks to a smart design
- Cable is double crimped to the clamp secured over the rail head
- Fits most types of rail profiles
- Tongs are easily fitted and have an excellent contact grip
- Orange painted for good visibility
- Lightweight, only 1,4 kg
- Unmatched reliability – 60 years of flawless use of more than 120.000 supplied units

Part no.	Length mm	Note
7033	2450	
7034	1660	
7034b	1660	Extra insulated
7034DK	1860	Yellow/Green cable
70351	1760	
7035b	1760	Extra Insulated



Quality – Tested & Approved

Safetrack material is thoroughly tested by third party, on site and in our own laboratory for corrosion resistance, fatigue tests etc.

Safetrack Baavhammar AB

ISO 9001 certified
ISO 14001 certified

Safely connecting the world!

UK NETWORK RAIL
APPROVED



THE MAINTENANCE-FREE
RAIL CONTACT CLAMP

Multipurpose

SafeGrip™ is used as a stationary or temporary connection of cables to the rail. It can also be used as a temporary connection between rails while rails are being changed. One size fits several different rail profiles.

Easy to install

SafeGrip™ is easily fitted with only a spanner.

- No sledgehammer
- No special tools
- No filing of the contact surfaces
- No cleaning of the rail



Zero Maintenance

SafeGrip™ does not need to be adjusted or tightened after a period. The special Swedish spring steel makes sure that the screw always keeps a tight pressure against the rail.

Weather Proof

SafeGrip™ is not only easy to install in any weather, but can withstand the harshest climate conditions with secure and outstanding electrical performance, year after year.



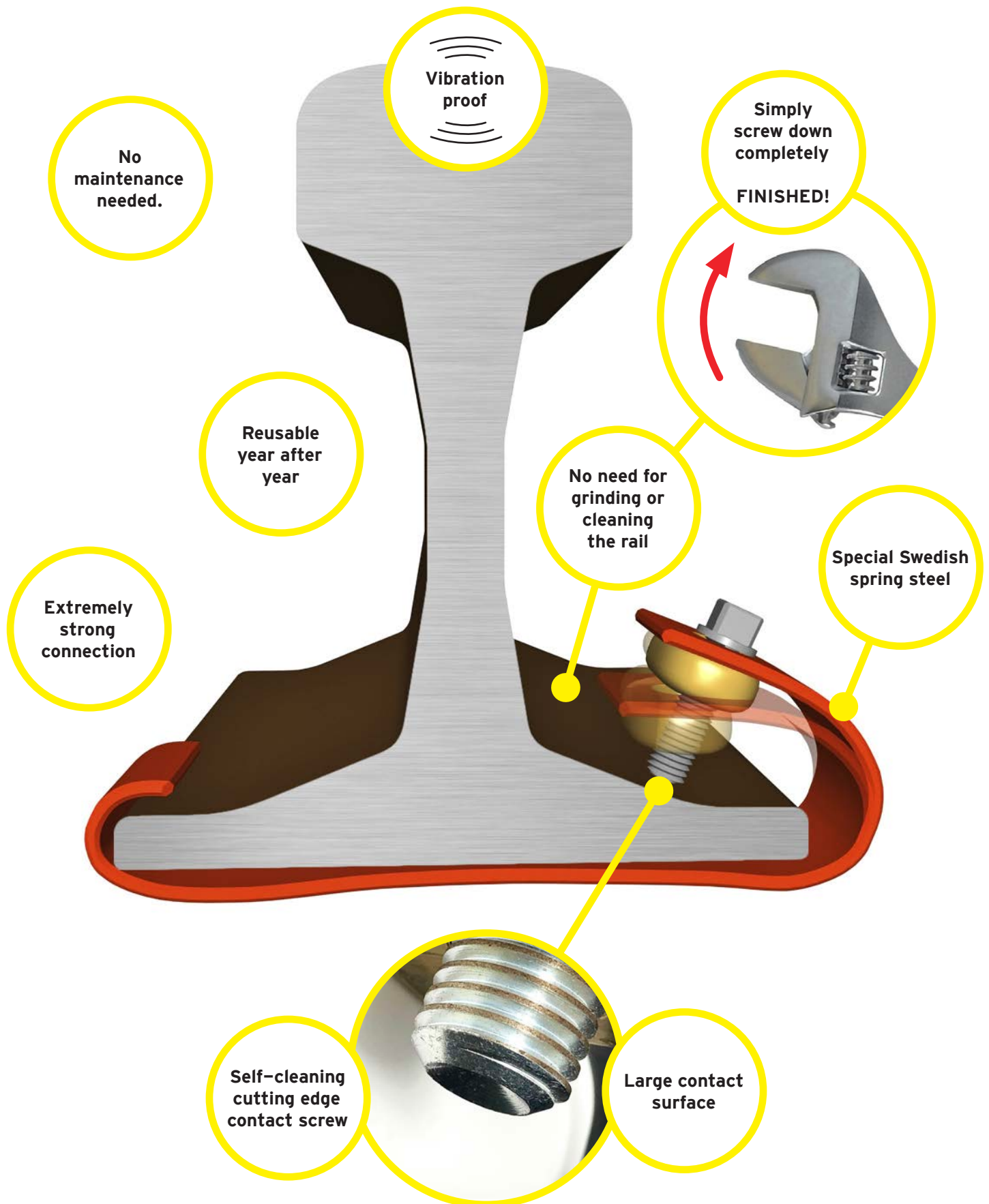
T-COD

Safetrack's unique Rail Contact Clamps are also used as a Track Circuit Operating Device (T-COD) with extra insulating features.

All SafeGrip™
Can be fitted
with special
locking bolt

UK Network Rail Approved

SafeGrip™ The maintenance-free Rail Contact Clamp



Individual Rail Contact Clamp without cable

Type A



Type B



Type C



SAFE No.	For cable size (mm ²)	Connection to cable	Foot width (mm)	Fits ~rail size	Color	Type	Note
7019	up to 50 mm ²	M8	120–140	50 kg	Red	A	Cable on R side
7078	up to 50 mm ²	M8	139,5–150	UIC 60	Yellow	A	Cable on R side
707805	up to 50 mm ²	M8	125–150	50–60 kg	Yellow	A	Cable on R side
707807	up to 50 mm ²	M8	125–150	50–60 kg	Yellow	A	Lockable R use w. 7012
701919	up to 50 mm ²	M12	120–140	50 kg	Red	A	Cable on R side
707806	up to 50 mm ²	M12	125–150	50–60 kg	Yellow	A	Cable on R side
707808	up to 50 mm ²	M12	125–150	50–60 kg	Yellow	A	Lockable R use w. 7012
7003	up to 150 mm ²	Stripped bare wire	120–140	50 kg	Red	B	Cable on R side
7004	up to 150 mm ²	Stripped bare wire	139,5–150	UIC 60	Yellow	B	Cable on R side
70040002	up to 150 mm ²	M12	125–150	50–60 kg	Yellow	C	Cable on R side
70040004	up to 150 mm ²	M12	125–150	50–60 kg	Yellow	C	Cable on L side
70040210	up to 150mm ²	½"	125–150	50–60 kg	Yellow	C	Lockable R use w. 7012